



About the Product

Convene to bigger festivities with this art piece. Display sumptuous buffet meals or spread this at your 5-star hotel lobby. An eye-catcher on its own, best showcased under the spotlight like in dining areas and hotel lobbies.

Unit is designed for warming, not cooking.

Features

- 6 top colors
- Recessed ledge all sides
- Raised center section
- Optional phone charging ports
- Concealed controls
- Variable induction quantities with 20 power levels
- Hot or cold, variable Ice Rock sizes
- Can be used as a working/conversation area

Model

Double wide unit can be used as a work area or serving area, HI stone top with 3" angled apron edge, flat ledge area on all sides, raised centered single induction area with induc matte, closed millwork pedestal bases, hinged access panels with remote control panels with off/on, display and 20 power levels, Formica or Wilson Art standard laminate exterior, 115V/60/1, 6 amps, 15 amp dedicated circuit required, 8' cords with NEMA 5-15P.



Contact Us

Gary Hamilton
gdhamilton@rpiindustries.com
609.714.2330 x 113



Options - 72"

Base

72" W x 48" W x 42"H

- Option: Add 1 induction unit

Deluxe

Double wide unit can be used as a work area or serving area, HI stone top with 3" angled apron edge, flat ledge area on all sides, raised 24" centered Ice Rock area, closed millwork pedestal bases, hinged access panels with off/on switch, Formica or Wilson Art standard laminate exterior, self-contained refrigeration, 8' cord, NEMA 5-15P.

72" W x 48" W x 42"H

- Option: 36" Ice Rock

Compressor Warranty \$

Please note when Ice Rock defrosts, water will accumulate on top surface.

HI Stone available in 6 colors.

Options - 96"

Base

96" W x 48" W x 42"H

- Option: Add 1 induction unit
- Option: Add 2 induction units
(Additional 15 amp dedicated circuit required)

Deluxe

Double wide unit can be used as a work area or serving area, HI stone top with 3" angled apron edge, flat ledge area on all sides, raised 24" centered Ice Rock area, closed millwork pedestal bases, hinged access panels with off/on switch, Formica or Wilson Art standard laminate exterior, self-contained refrigeration, 8' cord, NEMA 5-15P.

96" W x 48" W x 42"H

- Option: 36" Ice Rock
- Option: 48" Ice Rock
- Option: 60" Ice Rock

Compressor Warranty \$

Please note when Ice Rock defrosts, water will accumulate on top surface.

MODEL # CONVENE XL H 72

SPECIFICATIONS

Double wide unit can be used as a work area or serving area, HI stone top with 3" integrated angled apron edge, flat ledge area on all sides, raised centered single induction area with induc matte, closed millwork pedestal bases, hinged access panels with remote control panels with off/on, display and 20 power levels, Formica or Wilson Art standard laminate matte finish exterior, 115V/60/1, 6 amps, 15 amp dedicated circuit required, 8' cords with NEMA 5-15P.

Available lengths: ☐ 72"

Available depths: ☐ 48"

Available heights: ☐ 42"



STANDARD FEATURES

- Double wide unit
- Hi stone ledge 13" wide all sides
- 3" integrated angled apron
- Hi stone (available in 6 colors)
- Raised 1" high center area with single induction unit with induc matte
- Concealed control panel with 20 power levels with display
- Closed millwork pedestal base with storage
- Adjustable shelf
- Hinged access panel to controls and storage
- Ventilation slots
- Standard plastic laminate matte finish exterior
- Adjustable levelers
- 115v / 60 / 1, 6 amps, 15 amps dedicated circuit required
- 8' cord & NEMA 5-15 plug
- Satin chrome knob-pulls

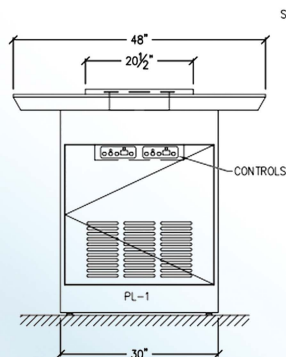
OPTIONAL FEATURES

- ☐ Add (1) induction unit
- ☐ Lock per door
- Premium laminate
 (Must specify brand name, number, and color, contact factory for price.)

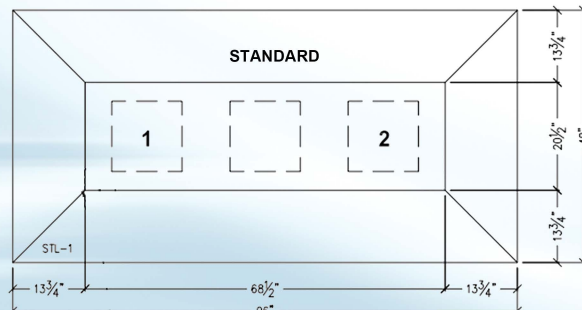
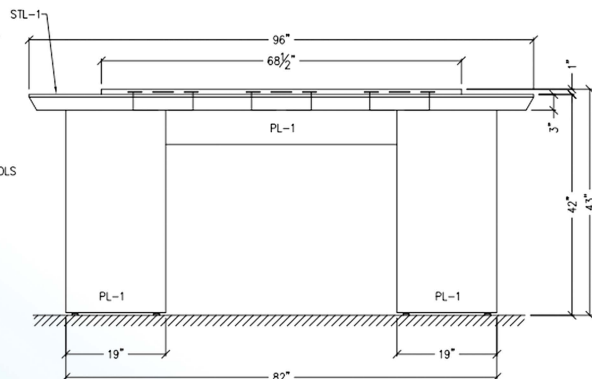
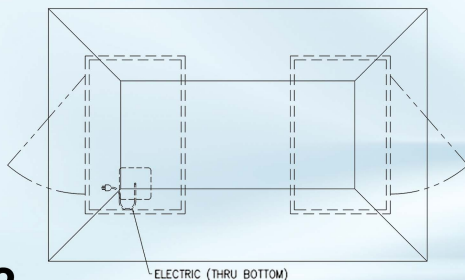
Some options may impact electrical requirements.

Note: Units designed for warming not cooking.

Note: Induction pans should have lids or covers to maintain proper food temperature.



Electrical Locations



NSF-2

RPI in line with its policy to continually improve its products reserves the right to change materials and specifications without notice.

CALL TOLL FREE: 800-525-3692 (609-714-2330)

FAX: 609-714-2331 www.rpiindustries.com

220 ROUTE 70, MEDFORD, NJ 08055



INDUSTRIES, INC.

v3_15_23

GATHER TABLES

PROJECT:

ITEM: _____ QUANTITY: _____

MODEL # CONVENE XL H 96

SPECIFICATIONS

Double wide unit can be used as a work area or serving area, Hi stone top with 3" integrated angled apron edge, flat ledge area on all sides, raised centered single induction area with induc matte, closed millwork pedestal bases, hinged access panels with remote control panels with off/on, display and 20 power levels, Formica or Wilson Art standard laminate matte finish exterior, 115V/60/1, 6 amps, 15 amp dedicated circuit required, 8' cord with NEMA 5-15P.

Available lengths: ☐ 96"

Available depths: ☐ 48"

Available heights: ☐ 42"



STANDARD FEATURES

- *Double wide unit*
- *Hi stone ledge 13" wide all sides ledge*
- *3" integrated angled apron*
- *Hi stone (available in 6 colors)*
- *Raised 1" high center area with single induction unit with induc mate*
- *Concealed control panel with 20 power levels with display*
- *Closed millwork pedestal base with storage*
- *Adjustable shelf*
- *Hinged access panel to control and storage*
- *Ventilation slots*
- *Standard plastic laminate matte finish exterior*
- *Adjustable levelers*
- *115v / 60 / 1, 6 amps, 15 amps dedicated circuit required*
- *8' cord & NEMA 5-15 plug*
- *Satin chrome knob-pulls*

Note: Units designed for warming not cooking.

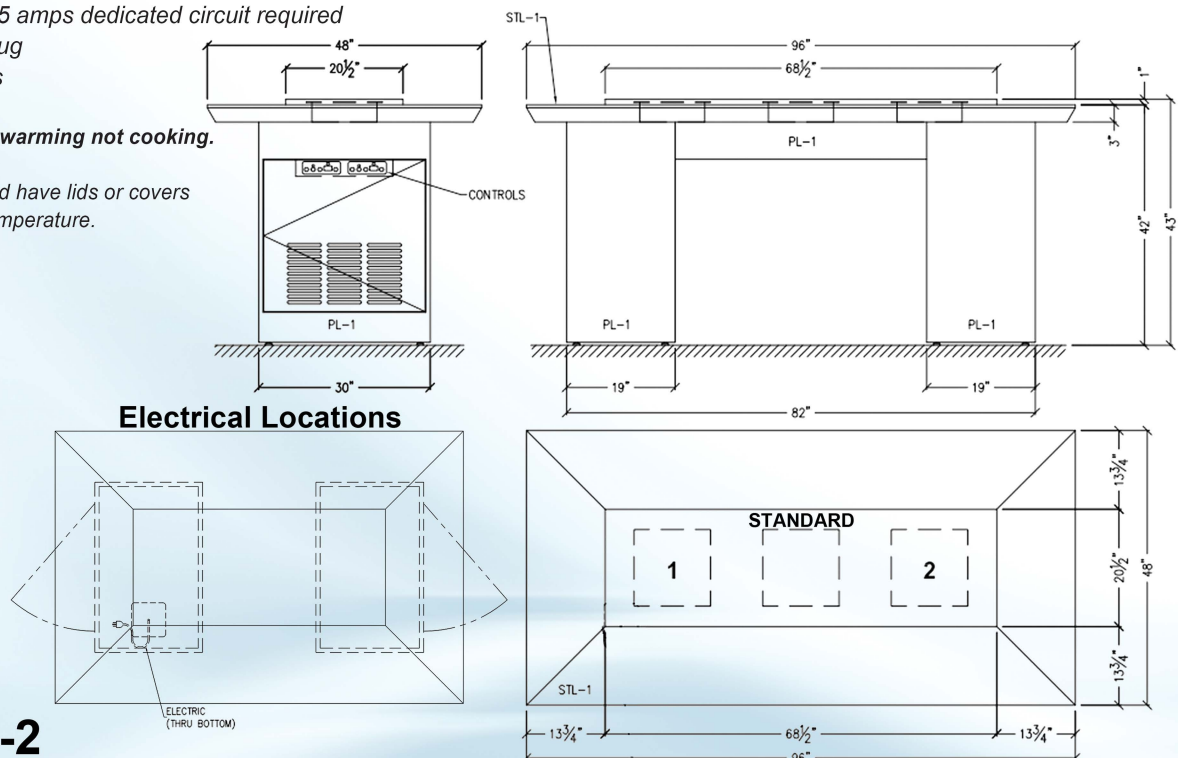
Note: Induction pans should have lids or covers to maintain proper temperature.

OPTIONAL FEATURES

- ☐ Add (1) induction unit 6 amps
- ☐ Add (2) induction units 6amps each
(Additional 15 amps dedicated circuit required.)
- ☐ Premium laminate
(Must specify brand name, number and color contact factory for price.)

Note: Contact factory if 6-20 outlet is available when ordering additional induction units.

Some options may impact electrical requirements.



NSF-2

RPI in line with its policy to continually improve its products reserves the right to change materials and specifications without notice.

CALL TOLL FREE: 800-525-3692 (609-714-2330)

FAX: 609-714-2331 www.rpiindustries.com

220 ROUTE 70, MEDFORD, NJ 08055



RPI INDUSTRIES, INC. v3_15_23

v3 15 23

MODEL # CONVENE XL IC 72

SPECIFICATIONS

Double wide unit can be used as a work area or serving area, Hi stone top with 3" integrated angled apron edge, flat ledge area on all sides, raised 24" centered Ice Rock area, closed millwork pedestal bases, hinged access panels with off/on switch, Formica or Wilson Art standard laminate matte finish exterior, self-contained refrigeration, 8' cord, NEMA 5-15P.

Available lengths: ☐ 72"

Available depths: ☐ 48"

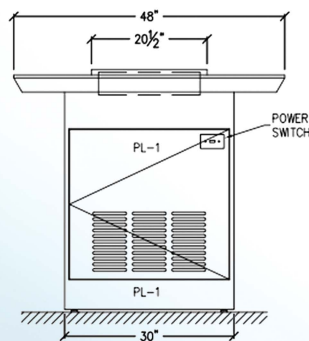
Available heights: ☐ 42"



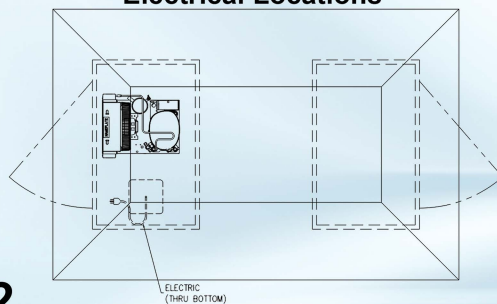
STANDARD FEATURES

- Self-Contained Refrigeration
- Double wide unit
- Hi stone 13" wide ledge all sides
- 3" integrated angled apron
- Raised 1" high centered area with 24" x 18" ice rock
- Hi stone (available in 6 colors)
- Closed millwork pedestal base
- Storage with adjustable shelf in one pedestal
- Hinged access panel to condensing unit and storage
- Standard plastic laminate matte finish exterior
- Ventilation slots
- Adjustable Levelers
- 115v / 60 / 1, 5.9 amps, 15 amps dedicated circuit required
- Satin chrome knob-pulls
- 5 year compressor warranty

Note: When ice rock is turned off water will accumulate on top surface.



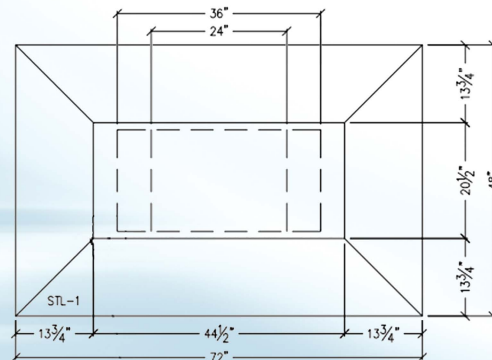
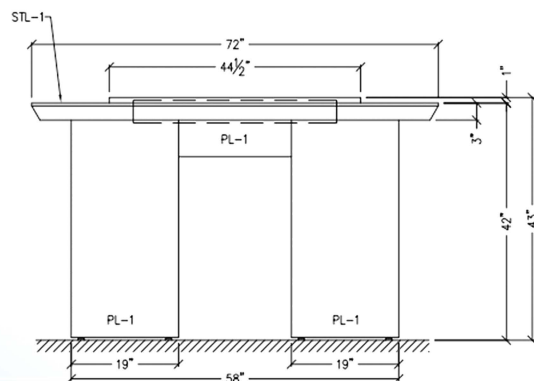
Electrical Locations



OPTIONAL FEATURES

- ☐ 36" x 18" ice rock in lieu of 24" 5.9 amps
- ☐ Lock per door
- ☐ Premium laminate
 (Must specify brand name, number and color, contact factory for price.)

Some options may impact electrical requirements.



NSF-2

RPI in line with its policy to continually improve its products reserves the right to change materials and specifications without notice.

CALL TOLL FREE: 800-525-3692 (609-714-2330)

FAX: 609-714-2331 www.rpiindustries.com

220 ROUTE 70, MEDFORD, NJ 08055



INDUSTRIES, INC. v3_15_23

MODEL # CONVENE XL IC 96

SPECIFICATIONS

Double wide unit can be used as a work area or serving area, Hi stone top with 3" integrated angled apron edge, flat ledge area on all sides, raised 24" centered Ice Rock area, closed millwork pedestal bases, hinged access panels with off/on switch, Formica or Wilson Art standard laminate matte finish exterior, self-contained refrigeration, 8' cord, NEMA 5-15P.

Available lengths: ☐ 96"

Available depths: ☐ 48"

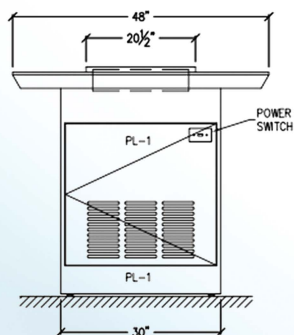
Available heights: ☐ 42"



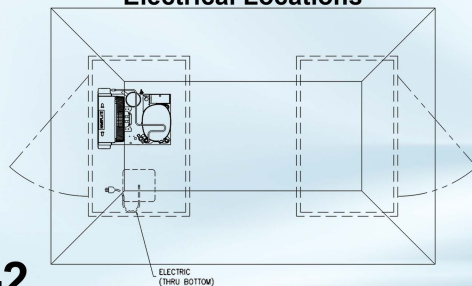
STANDARD FEATURES

- Self-Contained Refrigeration
- Double wide unit
- Hi stone 13" wide ledge all sides
- 3" integrated angled apron
- Raised 1" high centered area with 24" x 18" ice rock
- Hi stone (available in 6 colors)
- Closed millwork pedestal base
- Storage with adjustable shelf in one pedestal
- Hinged access panel to condensing unit and storage
- Standard plastic laminate matte finish exterior
- Ventilation slots
- Adjustable Levelers
- 115v / 60 / 1, 5.9 amps, 15 amp dedicated circuit required
- Satin chrome knob-pull
- 5 year compressor warranty

Note: When ice rock is turned off water will accumulate on top surface.



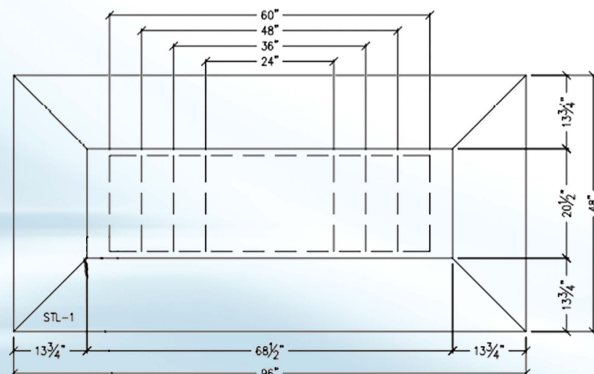
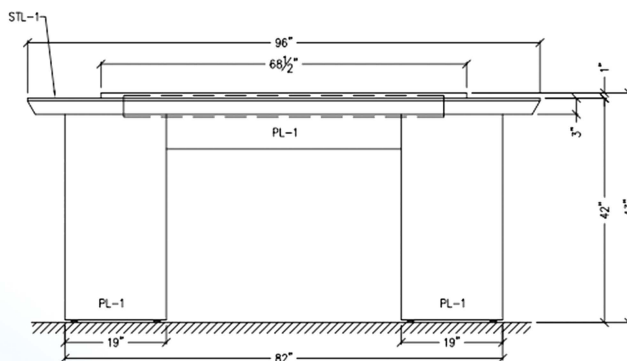
Electrical Locations



OPTIONAL FEATURES

- ☐ 36" x 18" ice rock in lieu of 24" 5.9 amps
- ☐ 48" x 18" ice rock in lieu of 24" 7.6 amps
- ☐ 60" x 18" ice rock in lieu of 24" 7.6 amps
- ☐ Lock per door
- ☐ Premium laminate
 (Must specify brand name, number and color, contact factory for price.)

Some options may impact electrical requirements



RPI in line with its policy to continually improve its products reserves the right to change materials and specifications without notice.

CALL TOLL FREE: 800-525-3692 (609-714-2330)

FAX: 609-714-2331 www.rpiindustries.com

220 ROUTE 70, MEDFORD, NJ 08055