



About the Product

A multifunctional table allows you to hold conference meetings or place an exquisite flower arrangement welcoming any guests in your hotel lobby. The possibilities are quite endless!

Unit is designed for warming, not cooking.

Features

- 6 top colors
- 2 sizes available
- Hot or cold
- Variable Ice Rock sizes
- Variable induction quantities with 20 power levels

Model

HI stone top with 2" integrated drop edge, areas for plates/utensils, single induction area with induc mate, control panel with off/on, display and 20 power levels, closed millwork pedestal base, Formica or Wilson Art standard laminate exterior, 115V/60/1, 6 amps, 15 amp dedicated circuit required, 8' cord with NEMA 5-15P.



Contact Us

Gary Hamilton
gdhamilton@rpiindustries.com
609.714.2330 x 113



Options - 72"

Base

72" W x 30" W x 34"H

- Option: Add 1 induction unit
- Option: Add 2 induction units
(Additional 15 amp dedicated circuit required)

Deluxe

HI stone top with 2" integrated drop edge, area for plates/utensils on each end, 24" centered Ice Rock area, closed millwork pedestal bases, off/on switch, Formica or Wilson Art standard laminate exterior, self-contained refrigeration, 8' cord, NEMA 5-15P.

72" W x 30" W x 34"H

- Option: 36" Ice Rock
- Option: 48" Ice Rock

Compressor Warranty \$

Please note when Ice Rock defrosts, water will accumulate on top surface.

Options - 96"

Base

96" W x 30" W x 34"H

- Option: Add 1 induction unit
- Option: Add 2 induction units
(Additional 15 amp dedicated circuit required)
- Option: Add 3 induction units
(Additional 15 amp dedicated circuit required)

Deluxe

HI stone top with 2" integrated drop edge, areas for plates/utensils, 24" centered Ice Rock area, closed millwork pedestal bases, off/on switch, Formica or Wilson Art standard laminate exterior, self-contained refrigeration, 8' cord with NEMA 5-15P.

96" W x 30" W x 34"H

- Option: 36" Ice Rock
- Option: 48" Ice Rock
- Option: 60" Ice Rock
- Option: 72" Ice Rock

Compressor Warranty \$

Please note when Ice Rock defrosts, water will accumulate on top surface.

GATHER TABLES

PROJECT: _____

ITEM: _____ QUANTITY: _____

MODEL # ELEMENT H 72

SPECIFICATIONS

Hi stone top with 2" integrated drop edge, area's for plate's / utensils on top, single induction area with induc mate, control panel with off/on, display and 20 power levels, closed millwork pedestal base, Formica or Wilson Art standard laminate matte finish exterior, 115V/60/1, 6 amps, 15 amp dedicated circuit required, 8' cords with NEMA 5-15P.

Available lengths: ☐ 72"

Available depths: ☐ 30"

Available heights: ☐ 34"



STANDARD FEATURES

- Hi stone top with 2" integrated drop edge
- Hi stone (available in 6 colors)
- Standard plastic laminate matte finish exterior
- Area for plates / utensils on top
- Single induction area with induc mate centered
- Control panel with 20 power levels with display
- Closed millwork pedestal bases
- Adjustable levelers
- 115v / 60 / 1, 6 amps, 15 amps dedicated circuit required

OPTIONAL FEATURES

- ☐ Add (1) induction unit 6 amps
- ☐ Add (2) induction units 6 amps each
(additional dedicated 15 amp curcuit required.)
- ☐ Premium Laminate

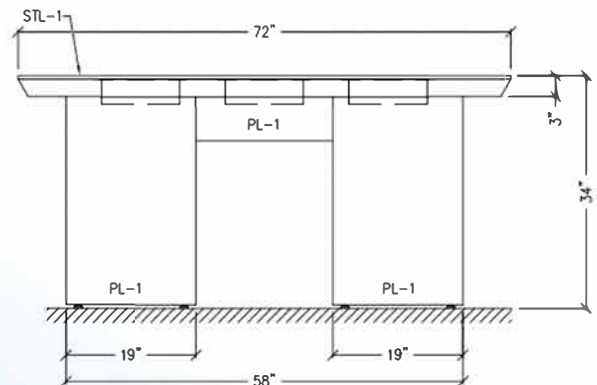
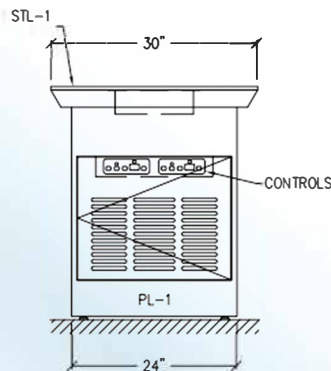
(Must specify brand name, number and color, contact factory for price.)

Note: Contact factory if 6-20 outlet(s) are available when ordering additional induction units.

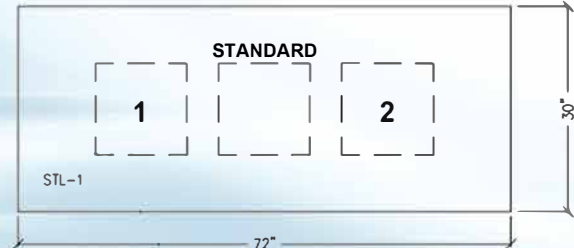
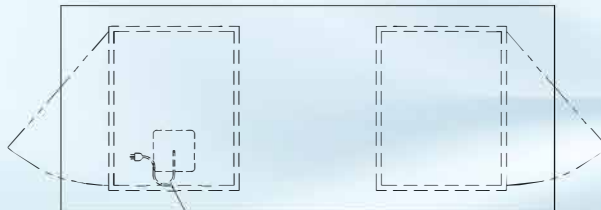
Some options may impact electrical requirements.

Note: Units designed for warming not cooking

Note: Induction pans should have lids or covers
to maintain proper food temperature.



Electrical Locations



NSF-2

RPI in line with its policy to continually improve its products reserves the right to change materials and specifications without notice.

CALL TOLL FREE: 800-525-3692 (609-714-2330)

FAX: 609-714-2331 www.rpiindustries.com

220 ROUTE 70, MEDFORD, NJ 08055



INDUSTRIES, INC.

GATHER TABLES

PROJECT: _____

ITEM: _____ QUANTITY: _____

MODEL # ELEMENT H 96

SPECIFICATIONS

Hi stone top with 2" integrated drop edge, area's for plate's / utensils on top, single induction area with induc mate, control panel with off/on, display and 20 power levels, closed millwork pedestal base, Formica or Wilson Art standard laminate matte finish exterior, 115V/60/1, 6 amps, 15 amp dedicated circuit required, 8' cords with NEMA 5-15P

Available lengths: ☐ 96"

Available depths: ☐ 30"

Available heights: ☐ 34"



STANDARD FEATURES

- Hi stone top with 2" integrated drop edge
- Hi stone (available in 6 colors)
- Standard plastic laminate matte finish exterior
- Area for plates / utensils on top
- Single induction area with induc mate
- Control panel with 20 power levels with display
- Closed millwork pedestal bases
- Adjustable levelers
- 115v / 60 / 1, 6 amps, 15 amps dedicated circuit required

OPTIONAL FEATURES

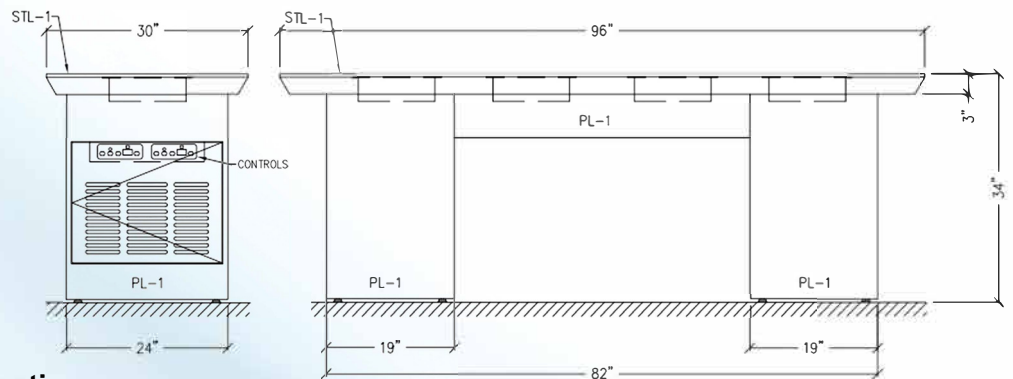
- ☐ Add (1) induction unit 6 amps
- ☐ Add (2) induction units 6 amps each
(additional 15 amps dedicated circuit required)
- ☐ Add (3) induction units 6 amps each
(additional 15 amps dedicated circuit required)
- ☐ Premium laminate
(Must specify brand name, number and color, contact for price.)

Note: Contact factory if 6-20 outlet is available when ordering additional induction units.

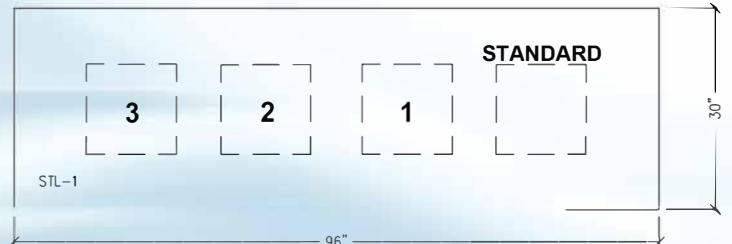
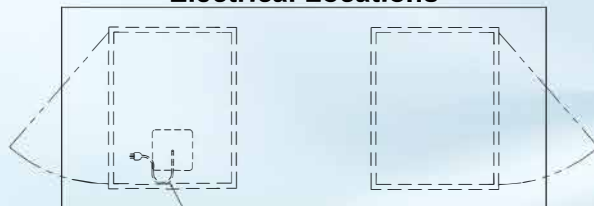
Some options may impact electrical requirements.

Note: Units designed for warming not cooking

Note: Induction pans should have lids or covers
to maintain proper food temperature.



Electrical Locations



RPI in line with its policy to continually improve its products reserves the right to change materials and specifications without notice.

CALL TOLL FREE: 800-525-3692 (609-714-2330)

FAX: 609-714-2331 www.rpiindustries.com

220 ROUTE 70, MEDFORD, NJ 08055

RPI INDUSTRIES, INC.

GATHER TABLES

PROJECT: _____
ITEM: _____ QUANTITY: _____

MODEL # ELEMENT IC 72

SPECIFICATIONS

Hi stone top with 2" integrated drop edge, area for plates / utensil's area on top, 24" centered Ice Rock area, closed millwork pedestal bases, removable access panels with off/on switch, Formica or Wilson Art standard laminate matte finish exterior, self-contained refrigeration, 8' cord, NEMA 5-15P.

Available lengths: ☐ 72"

Available depths: ☐ 30"

Available heights: ☐ 34"



STANDARD FEATURES

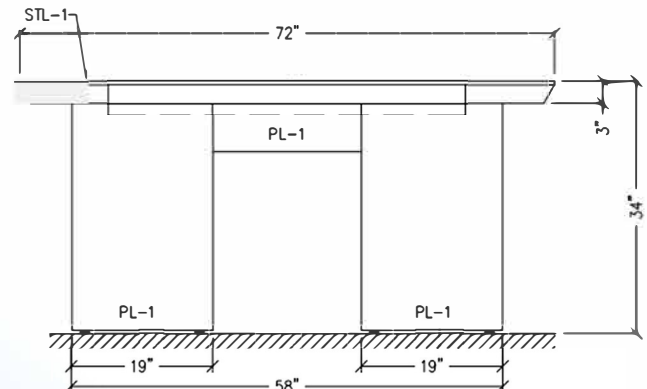
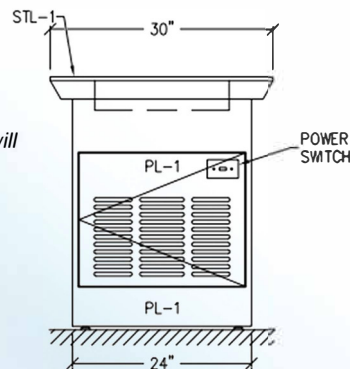
- Self-Contained Refrigeration
- Hi stone top with 2" integrated drop edge
- Hi stone (available in 6 colors)
- Standard plastic laminate matte finish exterior
- Area for plates / utensils on top
- 24" x 18" centered ice rock
- Closed millwork pedestal bases
- Closed condensing unit box
- Removable access panel to condensing unit and storage
- Adjustable levelers
- 115v / 60 / 1, 5.9 amps
- 8' cord and NEMA 5-15P plug dedicated circuit required
- Ventilation slots
- 5 year compressor warranty

OPTIONAL FEATURES

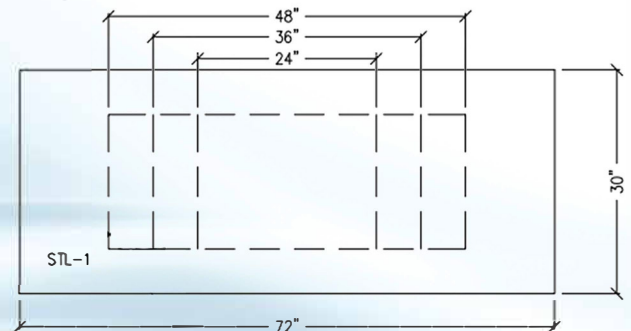
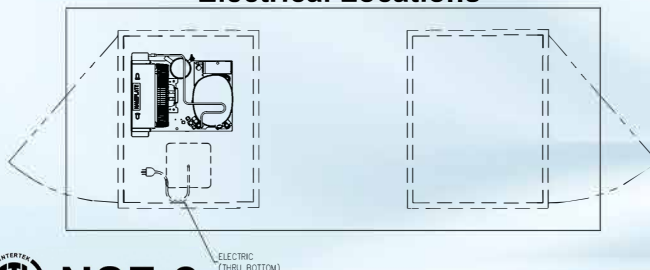
- ☐ 36" x 18" ice rock in lieu of 24" 5.9 amps
- ☐ 48" x 18" ice rock in lieu of 24" 7.6 amps
- ☐ Premium laminate
(Must supply brand name number and color contact factory for price.)

Some options may impact electrical requirements.

Note: When ice rock is turned off water will accumulate on top surface.



Electrical Locations



NSF-2

ELECTRIC
(THRU BOTTOM)

RPI in line with its policy to continually improve its products reserves the right to change materials and specifications without notice.

CALL TOLL FREE: 800-525-3692 (609-714-2330)

FAX: 609-714-2331 www.rpiindustries.com

220 ROUTE 70, MEDFORD, NJ 08055

RPI INDUSTRIES, INC.

GATHER TABLES

PROJECT: _____
ITEM: _____ QUANTITY: _____

MODEL # ELEMENT IC 96

SPECIFICATIONS

Hi stone top with 2" integrated drop edge, areas for plate's / utensil's on top, 24" centered Ice Rock area, closed millwork pedestal bases, removable access panels with off/on switch, Formica or Wilson Art standard laminate matte finish exterior, self-contained refrigeration, 8' cord with NEMA 5-15P.

Available lengths: ☐ 96"

Available depths: ☐ 30"

Available heights: ☐ 34"



STANDARD FEATURES

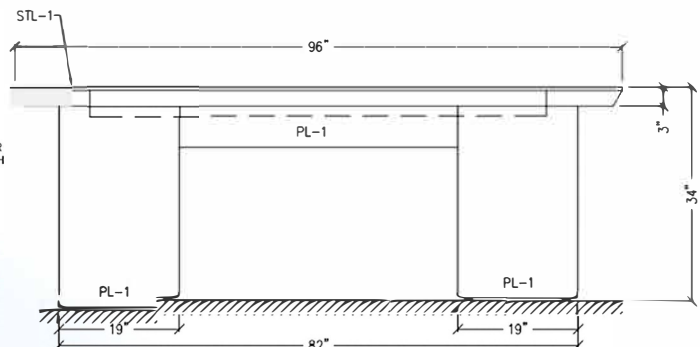
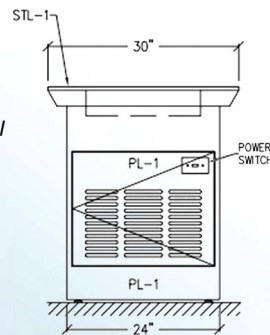
- Self-Contained Refrigeration
- Hi stone top with 2" integrated drop edge
- Hi stone (available in 6 colors)
- Standard plastic laminate matte finish exterior
- Area for plates / utensils on top
- 24" x 18" centered ice rock
- Closed millwork pedestal bases
- Closed condensing unit box
- Removable access panel to condensing unit and storage
- Adjustable levelers
- 115v / 60 / 1, 5.9 amps
- 8' cord and NEMA 5-15P plug dedicated curcuit required
- Ventilation slots
- 5 year compressor warranty

OPTIONAL FEATURES

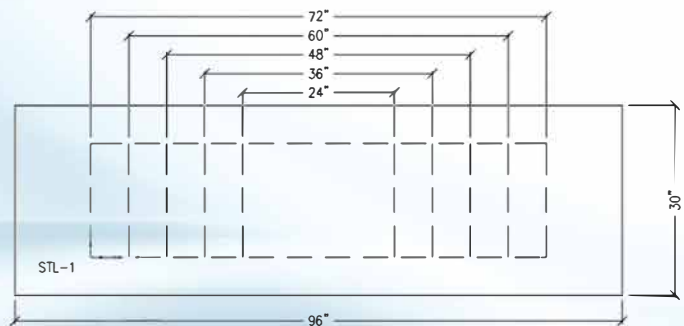
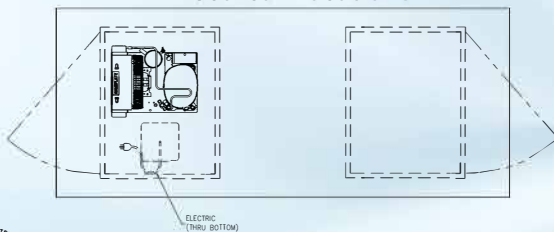
- ☐ 36" x 18" ice rock in lieu of 24" 5.9 amps
 - ☐ 48" x 18" ice rock in lieu of 24" 7.6 amps
 - ☐ 60" x 18" ice rock in lieu of 24" 7.6 amps
 - ☐ 72" x 18" ice rock in lieu of 24" 10.4 amps
 - ☐ Premium laminate
- (Must specify brand name, number and color, contact factory for price.)

Some options may impact electrical requirements

Note: When ice rock is turned off water will accumulate on top surface.



Electrical Locations



RPI in line with its policy to continually improve its products reserves the right to change materials and specifications without notice.

CALL TOLL FREE: 800-525-3692 (609-714-2330)

FAX: 609-714-2331 www.rpiindustries.com

220 ROUTE 70, MEDFORD, NJ 08055

RPI INDUSTRIES, INC.